

## Datasheet - SMS 4-1000-1000

Safety-related tactile sensor / SMS 4



Preferred typ



(Minor differences between the printed image and the original product may exist!)

- Robust design
- Modular switching mat system
- Special sizes are available on request
- Maintenance free
- Simple mounting
- Slip-free surface
- High resistance to chemicals
- No additional terminating resistor required
- No additional baseplate
- 4-wire connecting cable

### Ordering details

Product type description	SMS 4-1000-1000
Article number	101208369
EAN Code	4030661380148
eCl@ss	27-27-34-02

### Approval


Approval



### Classification

Standards	EN ISO 13849-1
PL	d
Control category	3
- notice	up to max. 52000 switching cycles/year at max. 60% contact load Diverging applications upon request
SIL	Suitable for SIL 3 applications
Mission time	20 Years

### Global Properties

Permanent light	SMS 4
Standards	EN ISO 13849-1, EN ISO 13856-1
Compliance with the Directives (Y/N) 	Yes
Control Category	3 To EN ISO 13849-1 (Only in combination with safety monitoring module)
Surface material	Polyurethane PUR
Weight	27000
Response time	≤ 25
Cascadable (Y/N)	Yes
Recommended safety-monitoring module	SRB301HC/R, SRB301HC/T

## Mechanical data

Design of electrical connection	Cable
Cable length	6
Conductors	4 x 0,34
AWG-Number	22
Mechanical life	> 1.500.000 operations
Permissible load	2000
- with round body Ø 80 mm	
Actuating force	150 N
- with round body Ø 80 mm	
Inactive area	≤ 10 mm

## Ambient conditions

Ambient temperature	
- Min. environmental temperature	0
- Max. environmental temperature	+60
Protection class	IP65 to IEC/EN 60529

## Dimensions

Dimensions	
- Width	1000 mm
- Height	14 mm
- Length	1000 mm

## notice

### Resistant to chemicals

Water	resistent
10% Acids	resistent
10% Caustic and alkaline solutions	resistent
Oils	resistent
Petroleum	resistent

## Ordering code

SMS 4-(1)

(1)

250-500

Active area 250 x 500 mm

<b>500-500</b>	Active area 500 x 500 mm
<b>500-1000</b>	Active area 500 x 1000 mm
<b>750-1000</b>	Active area 750 x 1000 mm
<b>1000-1000</b>	Active area 1000 x 1000 mm
<b>1000-1500</b>	Active area 1000 x 1500 mm

## Documents

---

**Operating instructions and Declaration of conformity** (cs) 648 kB, 14.08.2012

Code: mrl\_sms4\_5\_cs

**Operating instructions and Declaration of conformity** (pl) 725 kB, 21.11.2018

Code: mrl\_sms4\_5\_pl

**Operating instructions and Declaration of conformity** (da) 652 kB, 02.08.2012

Code: mrl\_sms4\_5\_da

**Operating instructions and Declaration of conformity** (en) 707 kB, 22.05.2018

Code: mrl\_sms4\_5\_en

**Operating instructions and Declaration of conformity** (de) 653 kB, 22.05.2018

Code: mrl\_sms4\_5\_de

**Operating instructions and Declaration of conformity** (es) 707 kB, 05.06.2018

Code: mrl\_sms4\_5\_es

**Operating instructions and Declaration of conformity** (jp) 896 kB, 23.05.2017

Code: mrl\_sms4\_5\_jp

**Operating instructions and Declaration of conformity** (fr) 710 kB, 05.06.2018

Code: mrl\_sms4\_5\_fr

**Operating instructions and Declaration of conformity** (nl) 701 kB, 02.08.2018

Code: mrl\_sms4\_5\_nl

**Operating instructions and Declaration of conformity** (it) 706 kB, 20.06.2018

Code: mrl\_sms4\_5\_it

**Operating instructions and Declaration of conformity** (pt) 709 kB, 02.08.2018

Code: mrl\_sms4\_5\_pt

**BG-test certificate** (de, en) 3 MB, 20.08.2014

Code: z\_smsp01

**Brochure** (pt) 305 kB, 11.10.2011

Code: b\_smsp10

**Brochure** (es) 304 kB, 01.10.2009

Code: b\_smsp09

**Brochure** (de) 335 kB, 16.04.2009

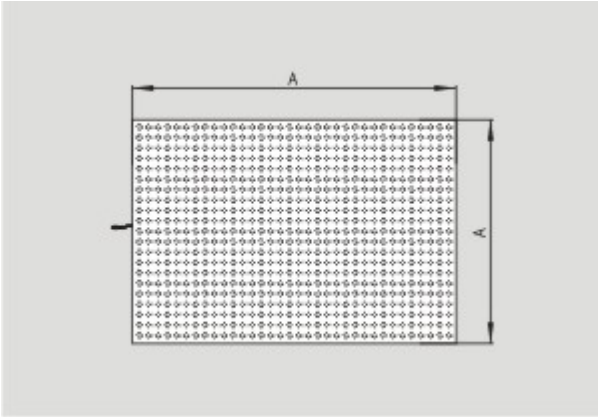
Code: b\_smsp01

**Brochure** (en) 301 kB, 16.04.2009

Code: b\_smsp02

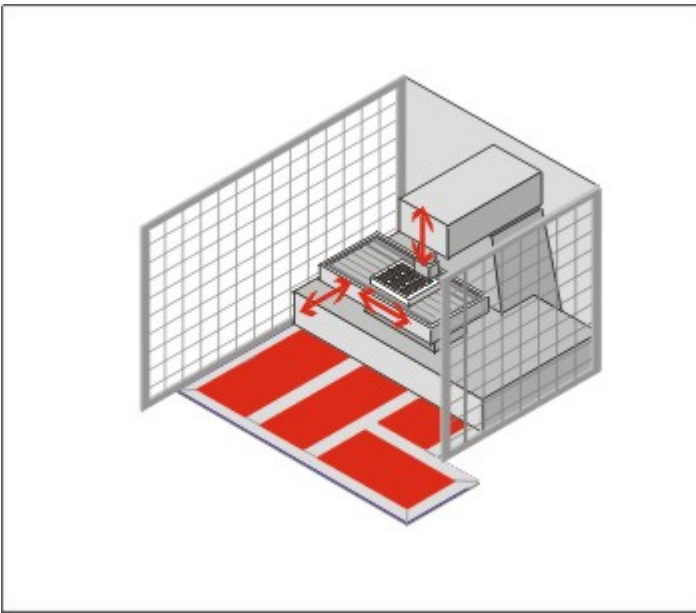
## Images

---



Dimensional drawing (basic component)

---



Application

---

## System components

---

### Safety control modules



#### SRB301HC/T

- Suitable for signal processing of potential-free outputs, e.g. emergency stop command devices, position switches and solenoid interlocks and Safety mats
  - 3 safety contacts, STOP 0
  - 1 Signalling output
- 



#### SRB301HC/R

- Suitable for signal processing of potential-free outputs, e.g. emergency stop command devices, position switches and solenoid interlocks and Two-hand control panels and Safety mats
  - 3 safety contacts, STOP 0
  - 1 Signalling output
-

The data and values have been checked thoroughly. Technical modifications and errors excepted.  
Generiert am 17.08.2019 - 13:30:06h Kasbase 3.3.0.F.64I